



### ANKERSMID Heated lines

Self-limiting 10°C - 120°C

**AHL 010, 011, 012**  
**Fixed PTFE-tube**

**AHL 016, 017, 018**  
**Interchangeable PTFE-tube**

**AHL 022, 023, 024**  
**Fixed SS316-tube**



\* Examples

### Application

This electrically heated sample lines series AHL are designed for connecting to all Ankersmid sample elements. The heated line ensures that the gas components in the sample stream remain above their dew point and thereby eliminates the risk of condensation. This is a safe way to transport the sample to a heated analyzer or the special Ankersmid coolers.

The electrically heated sample lines series AHL X are designed to transport sample gas through an explosive zone type 1 or 2, but not zones type 0.

### Description

The heated sample lines are manufactured according to the clients specification and completely confectioned in the factory at a fixed length.

The heating element used in this type of heated line is an auto-regulated ribbon. The heated line is secured closely to the sample carrier tube, thus eliminating the occurrence of cold zones or spots in the heated line, and therefore also eliminating the incidence of potential blockage.

We offer a variety of standard lines, which can be fit with many options upon request.


See our price list for all available versions and options.



**Compatible to ATEX Definition:**

#### **EX II 2G EEXe ma IIC T3**

- Protected against explosion group II
- 2G category (zone 1)
- EEx European standard
- e ensured as per DIN EN 60079-7
- ma ensured as per (moulding) DIN EN 60079-18
- IIC gas group (hydrogen)
- T3 temperature class up to 200°C

- **Completely manufactured "ready-to-use"**
- **ONE auto-regulated ribbon heater**
- **Never cold spots**
- **Tube DN 4/6, 6/8 or 8/10 mm**
  - a) **PTFE-tube fixed**
  - b) **PTFE-tube interchangeable**
  - c) **SS316-tube fixed**
-  **Available according to ATEX (AHLX)**

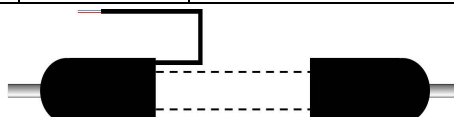
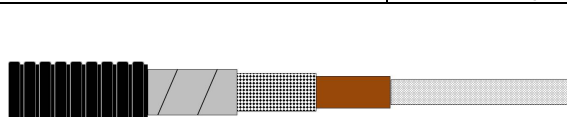


## ANKERSMID Heated lines

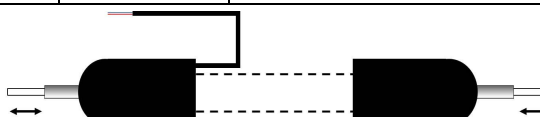
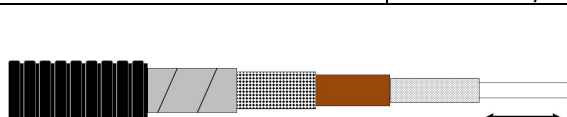
Self-limiting 10°C - 120°C

## Technical data

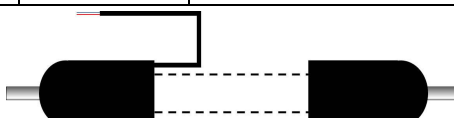
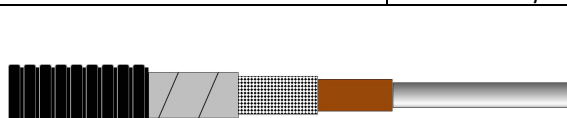
Operating temperature: +10°C @ -20°C ambient	Tube diameter	Line code (meter)	Beginning and end fitting (1x)
Tube PTFE fixed	DN 4/6mm	AHL 010	AHL 102
	DN 6/8mm	AHL 011	
	DN 8/10mm	AHL 012	




Tube PTFE Interchangeable	DN 4/6mm	AHL 016	AHL 108
	DN 6/8mm	AHL 017	
	DN 8/10mm	AHL 018	



Tube SS316 fixed	DN 4/6mm	AHL 022	AHL 124
	DN 6/8mm	AHL 023	
	DN 8/10mm	AHL 024	



Operating temperature: +80°C @ -20°C ambient	Additional p/n for all diameter	AHL M025	-
Operating temperature: +120°C @ -20°C ambient	Additional p/n for all diameter	AHL M060	-
 Heated sample line in ATEX design	Additional p/n for lines type AHL 010-012 016-018 & 022-024	AHLX 01x AHLX 02x	AHLX 1xx

DN	DN 4/6	DN 6/8	DN 8/10
Outside diameter of inner tube	6mm	8mm	10mm
Corrugated tube outside diameter	42.5mm (Standard) / 42.5mm (ATEX)		
Hard caps outside diameter	47mm (Standard) / 47mm (ATEX)		
Power consumption at +10°C	26W/m	26W/m	26W/m
Power consumption at +80°C	46W/m	46W/m	46W/m
Power consumption at +120°C	63W/m	63W/m	63W/m
Length of connection stud	25mm		
Min. bending radius	270mm		
Max. length manufactured	78m		

Dimension and minimum bending radius (tolerance: length: 2%, diameter: 5%)



### ANKERSMID Heated lines

Regulated 200°C / 250°C

**AHL 030, 031, 032**  
**Fixed PTFE-tube**

**AHL 033, 034, 035**  
**Interchangeable PTFE-tube**

**AHL 036, 037, 038**  
**Fixed SS316-tube**



\* Examples

### Application

This electrically heated sample lines series AHL are designed for connecting to all Ankersmid sample elements. The heated line ensures that the gas components in the sample stream remain above their dew point and thereby eliminates the risk of condensation. This is a safe way to transport the sample to a heated analyzer or the special Ankersmid coolers.

The electrically heated sample lines series AHL X are designed to transport sample gas through an explosive zone type 1 or 2, but not zones type 0.

### Description

The heated sample lines are manufactured according to the client's specification and completely confectioned in the factory at a fixed length.

The sample line temperature is to be controlled by a Pt100 temperature controller. The heater used in this type is ONE serial resistance, twisted around the tube. Due to this construction we eliminate the occurrence of cold zones or spots in the heated line, where a potential blockage could occur. We offer a variety of standard lines, which can be fit with many options upon request.


See our price list for all available versions and options.



**Compatible to ATEX Definition:**

#### EX II 2G EExe ma IIC T3

- Protected against explosion group II
- 2G category (zone 1)
- EEx European standard
- e ensured as per DIN EN 60079-7
- ma ensured as per (moulding) DIN EN 60079-18
- IIC gas group (hydrogen)
- T3 temperature class up to 200°C

- **Completely manufactured "ready-to-use"**
- **ONE serial heater**
- **Never cold spots**
- **Tube DN 4/6, 6/8 or 8/10 mm**
  - a) **PTFE-tube fixed**
  - b) **PTFE-tube interchangeable**
  - c) **SS316-tube fixed**
-  **Available according to ATEX (AHLX)**
- **Integrated PT100 (Others on request)**
- **External temperature controller required**

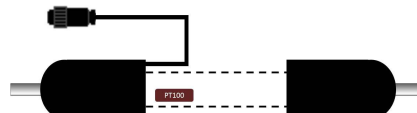
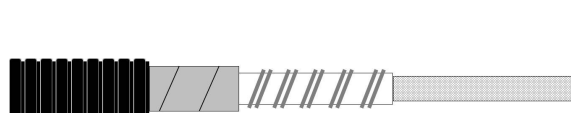


## ANKERSMID Heated lines

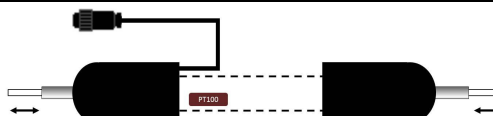
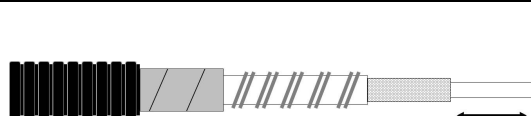
Regulated 200°C - 250°C

## Technical data

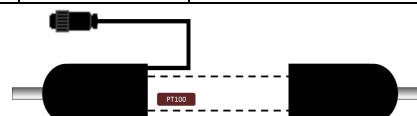
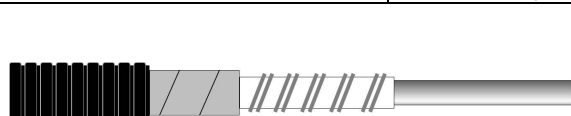
Operating temperature: +200°C @ -20°C ambient	Tube diameter	Line code (meter)	Beginning and end fitting (1x)
Tube PTFE fixed	DN 4/6mm	AHL 030	AHL 302
	DN 6/8mm	AHL 031	
	DN 8/10mm	AHL 032	




Tube PTFE Interchangeable	DN 4/6mm	AHL 033	AHL 305
	DN 6/8mm	AHL 034	
	DN 8/10mm	AHL 035	



Tube SS316 fixed	DN 4/6mm	AHL 036	AHL 308
	DN 6/8mm	AHL 037	
	DN 8/10mm	AHL 038	



Operating temperature: +250°C @ -20°C ambient	Additional p/n for all diameter	AHL H250	-
 Heated sample line in ATEX design	Additional p/n for lines type 030-038	AHLX 03x	AHLX 30x

DN	DN 4/6	DN 6/8	DN 8/10
Outside diameter of inner tube	6mm	8mm	10mm
Corrugated tube outside diameter	42.5mm (Standard) / 42.5mm (ATEX)		
Hard caps outside diameter	47mm (Standard) / 47mm (ATEX)		
Power consumption at 200°C (fixed inner tube)	100W/m	100W/m	100W/m
Power consumption at 200°C (interchangeable inner tube)	100W/m	125W/m	125W/m
Power consumption at 250°C (fixed inner tube)	125W/m	125W/m	125W/m
Power consumption at 250°C (interchangeable inner type)	125W/m	150W/m	150W/m
Length of connection stud	25mm		
Min. bending radius	270mm		
Max. length manufactured (with 1 heating circuit)	46m at 230VAC (25m at 115VAC)		

Dimension and minimum bending radius (tolerance: length: 2%, diameter: 5%)